



# 2025 Community Health Needs Assessment



To provide feedback about this Community Health Needs Assessment, visit  
[www.mclaren.org/macomb](http://www.mclaren.org/macomb)

## **2025 Community Health Needs Assessment**

### **McLaren Macomb**

#### **Table of Contents**

##### **Executive Summary**

CHNA Purpose.....	3
Summary of Prioritized Needs .....	3
Summary of Needs Assessment Methodology and Process.....	4

##### **Introduction and Background**

About McLaren Macomb .....	5
McLaren Macomb’s Approach to the CHNA.....	5
Community Served .....	6

##### **Prioritization of Community Health Needs**

Promoting Healthy Behaviors .....	8
Chronic Disease Prevention, Maintenance and Treatment.....	8
Access to High-Quality Health Care and Prevention Services.....	9

Reference and Resources.....	11
------------------------------	----

Approval.....	14
---------------	----

## **Executive Summary**

### **Community Health Needs Assessment (CHNA) Purpose**

The Patient Protection and Affordable Care Act (PPACA) passed by Congress in March 2010 set forth additional requirements that hospitals must meet to maintain their status as a 501(c)(3) Charitable Hospital Organization. One of the main requirements states that a hospital must conduct a Community Health Needs Assessment (CHNA) and must adopt an implementation strategy to meet the community health needs identified through the assessment.

The CHNA report must document how the assessment was done, including the community served and an assessment of the health needs of the community. The facility must solicit and consider input from persons who represent the broad interests of the community served by the hospital, including those with special knowledge of, or expertise in, public health. A written report must document the CHNA and be adopted by an authorized body of the hospital. The written report must be made public and a means to collect input must be in place. The report also includes a description of the impact of implemented strategies identified in the previous implementation strategy report.

This 2025 assessment is the sixth assessment conducted since the ACA was enacted and builds upon the information and understanding that resulted from the previous assessments. This assessment includes feedback from the community and experts in public health, clinical care, and others. This CHNA serves as the basis for implementation strategies that are required to be filed with the IRS as part of the hospital organization's 2025 Form 990, Schedule H.

### **Summary of Prioritized Needs**

The CHNA team at McLaren Macomb evaluated data and input sources collected to prioritize the major issues impacting the community we serve. Criteria included the number of persons affected by the various factors analyzed, the seriousness of the issues, the health needs of persons living in poverty or reflected other disparities, and availability of community resources to address the needs. Strategic goals, community input and a review of the existing community benefit activities also guided this plan.

This process identified the following priority issues for the community:

1. Promoting healthy behaviors
2. Chronic disease prevention, maintenance and treatment
  - a. Heart disease & stroke
  - b. Cancer
  - c. Diabetes
3. Access to high-quality health care and prevention services
  - a. Access to medical care
  - b. Trauma and injury prevention



## **Summary of Needs Assessment Methodology and Process**

This CHNA was developed with 1) quantitative data review and analysis, 2) literature review to identify state and national benchmarks and evidence-based strategies that relate to the indicators/metrics measured through the quantitative data source, and 3) qualitative and quantitative data provided through dialogue with local residents and then filtering those needs against a set of criteria.

Health indicators, such as leading causes of death, disease rates, health risk behaviors, access to health care and review of county health rankings were collected and analyzed. Combining this analysis, input from the health and human service public agencies, community-based organizations, policy makers, and the community members, provided a basis to prioritize the current health of the community and how McLaren Macomb could best impact these needs. This allowed for data collection across a broad range of indicators relating to overall population health, social determinants of health including geographic/location difference in health outcomes, and the needs of disadvantaged populations including uninsured persons, low-income persons, and minority groups within Macomb County.

This CHNA also includes information that was derived from a county-wide health needs assessment conducted in 2023, when the Macomb County Health Department published an independent Community Health Assessment and Improvement Plan. The primary goal of the study was to identify key health and health service issues in Macomb County.

## Introduction and Background

### **About McLaren Macomb**

McLaren Macomb is a 288-bed non-profit hospital located in Mount Clemens, Michigan. In January 2012, Mount Clemens Regional Medical Center became McLaren Macomb, an acute-care hospital with nearly 500 physicians and 2,000 employees.

McLaren Macomb provides a full range of services, including cancer and cardiovascular care. As Macomb County's first verified Trauma Center, the hospital operates one of the busiest emergency departments in Macomb County, is an accredited chest pain center and an accredited Comprehensive Stroke Center.

McLaren Macomb is a subsidiary of McLaren Health Care Corporation, headquartered in Grand Blanc, Michigan. McLaren Health Care is a fully integrated health network committed to quality, evidence-based patient care and cost efficiency.

### **McLaren Macomb's Approach to the CHNA**

McLaren Macomb continually works with community partners to improve the health of its residents. The CHNA requirements have provided an opportunity to revisit our needs assessment and strategic planning processes with a focus on enhanced compliance and transparency. With this assessment and the prior CHNAs, the intent is to develop and implement a transparent, rigorous, and collaborative approach to understanding the needs and assets in our communities. From data collection and analysis, to the identification of prioritized needs and the development of an implementation strategy, the purpose was to develop a process that would yield meaningful results.

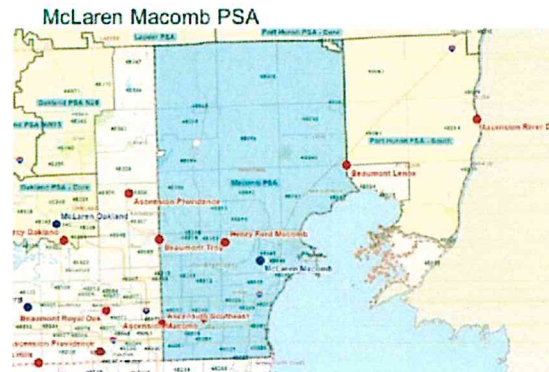
- **Data Sources** — Data for the CHNA was collected from a variety of sources and processed in multiple stages before being used for analysis. The majority of these additional variables were collected from five main data sources: (1) the 2024-2028 Community Health Improvement Plan and 2023 Macomb County Community Health Survey from the Macomb County Health Department; (2) County Health Rankings & Roadmaps; (3) the Michigan Department of Health and Human Services (MDHHS); (4) the US Census Bureau; and (5) the Centers for Disease Control and Prevention (CDC).
- **Community Input** — Community input was provided by a broad-range of community members via community groups and health providers. Individuals with the knowledge, information, and expertise relevant to the health needs of the community were consulted.
- **Continuous Feedback** — McLaren Macomb's current and previous CHNAs are widely available to the public on the hospital website. Anyone can comment on the report and comments are forwarded to McLaren Macomb's Community Outreach and Education personnel to be addressed and included in the next CHNA.

## Community Served

For the purpose of this assessment, community is defined as the hospital's primary service area, Macomb County. The target population of the assessment reflects an overall representation of the communities served by McLaren Macomb.

## Geographic Profile of Service Area

Located in Southeast Michigan, Macomb County is 483.7 square miles that includes urban clusters, industry and commerce, natural features and agricultural tracts.



## Demographic Profile of Service Area (census.gov)

	Macomb County	State of Michigan
Population estimates (2020 Census)	881,217	10,077,331
Population rank among counties in state	3 of 84	10 <sup>th</sup> (in nation)
Population per square mile	1,826	178

## Population Estimates by Select Groups

	Macomb County	Michigan
Under 5 years	5.3%	5.5%
Under 18 years	20.8%	21.4%
65+	17.9%	18.1%
Female	51.0%	50.4%
Male	49.0%	49.6%

Population Estimates: Race and Hispanic Origin

	Macomb County	Michigan
White alone	79%	79%
Black or African American alone	13.3%	14.1%
American Indian and Alaska Native alone	0.3%	0.7%
Asian alone	4.6%	3.4%
Hispanic or Latino	2.9%	5.6%
White alone, not Hispanic or Latino	76.6%	74.2%

Population Estimates: Income and Poverty

	Macomb County	Michigan
Median household income	\$64,641	\$59,234
Persons in poverty	9.2%	12.6%
Per capita income in past 12 months	\$33,327	\$32,854

Population Estimates: Other Social Determinants of Health

	Macomb County	Michigan
Uninsured (under 65)	6.6%	6.4%
High school graduation	90.5%	91.3%



### **Prioritization of Community Health Needs**

For the purposes of the CHNA, McLaren Macomb defines a “health need” as a health outcome and/or the related conditions that contribute to a defined health need. Health needs are identified by the comprehensive identification, interpretation, and analysis of a robust set of primary and secondary data.

Social Determinants of Health (including food insecurity, employment, housing, education, access to health care, health literacy and crime/violence) were considered and discussed while evaluating health data for the community we serve. Social determinants have a major impact on health outcomes, especially for the most vulnerable populations. Factors such as a patient’s education, income level and environment must be considered when providing care and education and addressing needs throughout the community.

The following are summarized descriptions of the prioritized significant health needs that were identified through the CHNA process.

#### **1. Promoting healthy behaviors**

Promoting healthy behaviors is a significant health need in the primary and secondary service areas for McLaren Macomb while addressing obesity and nutrition. These issues have a direct impact on the quality of life in the community. Residents of Macomb County have lower life expectancy rates than adults in Michigan.

- **Obesity** – The obesity rate (36.6%) for adults in Macomb County has increased over the past five years. Area adults and children do not engage in physical activity as much as they should. One-quarter (25%) of Macomb County adults report no leisure time physical activity.<sup>1</sup>
- **Nutrition** — Only 16.6% of adults in Macomb County consumer more than 5 servings of fruits or vegetables a day.<sup>1</sup>

#### **2. Chronic disease prevention, maintenance and treatment**

Chronic disease prevention, maintenance and treatment are significant health needs in the primary service area for McLaren Macomb, including but not limited to heart disease, cancer, lung disease and diabetes.

- **Heart disease & stroke** — Heart disease is the number one cause of death in Macomb County with 2,312 attributable deaths in 2023. Stroke has risen to the fourth highest cause of death, at 476 in 2023.<sup>2</sup> More than one third (34.5%) of all Macomb County adults have been told by a health professional they have high blood pressure, a trend that has been increasing. In addition, 9.3% of residents have been told they have cardiovascular disease.<sup>1</sup>



- **Cancer** — Cancer is the second leading cause of death in Macomb County, with 1,818 attributable deaths in 2023.<sup>2</sup> The top five sites for those diagnosed and/or having their first course treatment at McLaren Macomb in 2024 includes: prostate (214), lung (143), breast (129), colorectal (74), bladder (48), head and neck (42). Cancer screenings among residents in Macomb County appear to be increasing, though still below optimal levels. Women over age 40 indicate compliance with breast cancer screening (74.2%) and Pap tests (87.1%), with colorectal screening rates for adults over 50 at 72.7%.<sup>1</sup>
- **Diabetes** — Diabetes rose to the seventh leading cause of death in Macomb County.<sup>2</sup> The diabetes incidence rate is similar in Macomb County to the state of Michigan (10%).<sup>2</sup>

### 3. Access to high-quality health care and prevention services

Access to high-quality health and prevention services are vital for the health of our community and is a critical aspect of health prevention to understand any potential barriers that can affect access to care.

- **Access to Care**— *Healthy People 2020* states, “Access to comprehensive, quality health care services is important for promoting and maintaining health, preventing and managing disease, reducing unnecessary disability and premature death, and achieving health equity for all Americans.” Access to care includes three major components: insurance coverage, health services, and timeliness of care. The high cost of care, the lack of insurance coverage or inadequate coverage (such as high deductibles and copayments), the lack of available services, or culturally competent care are common barriers to accessing health services.<sup>5</sup> These barriers lead to delays in receiving health care, unmet health needs, lack of preventative care, preventable hospital admissions, and financial burdens.<sup>5</sup>

The rate of people who are uninsured in Macomb County is estimated at 7% in 2025.<sup>6</sup> The percentage of residents who say they have no access to health care due to cost is estimated at 8.7% from 2019-2021.<sup>1</sup>

There are 1,840 primary care physicians for residents in Macomb County.<sup>6</sup> However, in Macomb County, the number of adults who indicate they have a personal health care provider has declined from 14.2% in 2012 to 10.3% in 2023.<sup>1</sup>

- **Trauma/Injury Prevention**— Exposure to trauma and injury can have profound long-term consequences. Studies support that exposure to violence and trauma correlate with long term poor health outcomes and chronic disease.<sup>3</sup>

Unintentional injuries are the 3<sup>rd</sup> leading cause of death in Macomb County<sup>2</sup>

Unintentional falls is the leading injury-related cause of death for the 65 and over

population, which is at a rate 3.6 times higher than the next leading injury-related cause of death.<sup>4</sup> Each year, 2.8 million older people are treated in emergency departments for fall injuries.<sup>4</sup>

Although many types of injury can result from a trauma, traumatic brain injuries remain a prevention focus because of its magnitude and consequences. Traumatic brain injuries contribute to a substantial number of deaths and cases of permanent disability.<sup>4</sup>

## References and Resources

### Macomb County Health Indicators

	Macomb County	Michigan
Life expectancy	76.3	76.2
Age adjusted death rate	425	429
Child mortality rate	44	54
Infant mortality rate	5	6
Frequent physical distress	13%	12%
Frequent mental distress	19%	18%
% adults with diabetes	10%	10%
HIV prevalence rate	177	206
% adults with obesity	37%	35%
% adults with food insecurity	13%	14%
Drug overdose mortality rate	36	29
% physically inactive	26%	23%

Source: [www.countyhealthrankings.org](http://www.countyhealthrankings.org)

### Chronic Disease Indicators

	Time Period	Current Value	Baseline % change
Cardiovascular Disease	2019-2021	9.3%	-14% ↓
High Blood Pressure	2019-2021	34.5	-1% ↓
Stroke	2019-2021	2.9%	-38% ↓
Heart Attack	2019-2021	3.9	-26% ↓
Diabetes	2020-2022	11.4	34% ↑
Cancer	2019-2021	12.9	4% ↑

Source: Macomb County Community Health Status Assessment, 2023



### Number of Deaths for the Ten Leading Causes of Death, Macomb County, 2023

Cause of Death	Macomb County
All Causes	8,958
Heart Disease	2,312
Cancer	1,816
Stroke	476
Unintentional Injuries	447
Chronic Lower Respiratory Diseases	415
Diabetes Mellitus	314
Alzheimer's Disease	284
Kidney Disease	193
Chronic Liver Disease and Cirrhosis	127

Source: [www.mdch.state.mi.us](http://www.mdch.state.mi.us)

### Invasive Cancer Incidence Trends, Macomb County, 2016-2020

Primary Site	Average Number in Macomb County
Lung and Bronchus	770
Breast	752
Prostate Gland	660
Colon and Rectum	43
All Other Sites	2,578
Total	5,191

Source: [www.mdch.state.mi.us](http://www.mdch.state.mi.us)

## Community Resources

The following resources are available to address the health needs of the community:

- Area Agency on Aging
- Catholic Charities of Southeast Michigan
- The Council on Aging
- Faith-based Community
- Farmers Markets
- IMPACT/The Center for Human Resources
- Barbara Ann Karmanos Cancer Institute
- Local Area Schools
- McLaren Health Care & Subsidiaries
- McLaren Health Management
- MSU Extension
- Parks & Recreation Departments
- Primary Care and Specialist Physicians
- Macomb County Community Mental Health
- Macomb County Human Development Commission
- Macomb County Community College
- Macomb County Community Mental Health
- Macomb County Department of Health & Human Services
- Macomb County Department of Veterans Affairs
- Macomb County Health Department
- United Way

## References

<sup>1</sup> Macomb County Community Health Status Assessment, 2023. [cha.macombgov.org](https://cha.macombgov.org)

<sup>2</sup> Macomb County Health Department Statistics. [mdch.stat.mi.us](https://mdch.stat.mi.us)

<sup>3</sup> Centers for Disease Control and Prevention. Fatal Injury Data. [www.cdc.gov](https://www.cdc.gov)

<sup>4</sup> Michigan Department of Health and Human Services Injury & Violence in Michigan. [www.michigan.gov](https://www.michigan.gov)


<sup>5</sup> Healthy People 2030. [www.healthypeople.gov](https://www.healthypeople.gov)

<sup>6</sup> County Health Rankings & Roadmaps, 2025. [www.countyhealthrankings.org/](https://www.countyhealthrankings.org/)

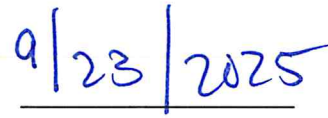
Approval

The Community Health Needs Assessment was approved by the McLaren Macomb Board of Trustees on September 23, 2025.

McLaren Macomb Board of Trustees Approval:

A handwritten signature in blue ink, appearing to read "Tracey Franovich", is written over a horizontal line.

Tracey Franovich, President & CEO

A handwritten date "9/23/2025" in blue ink is written over a horizontal line.

Date